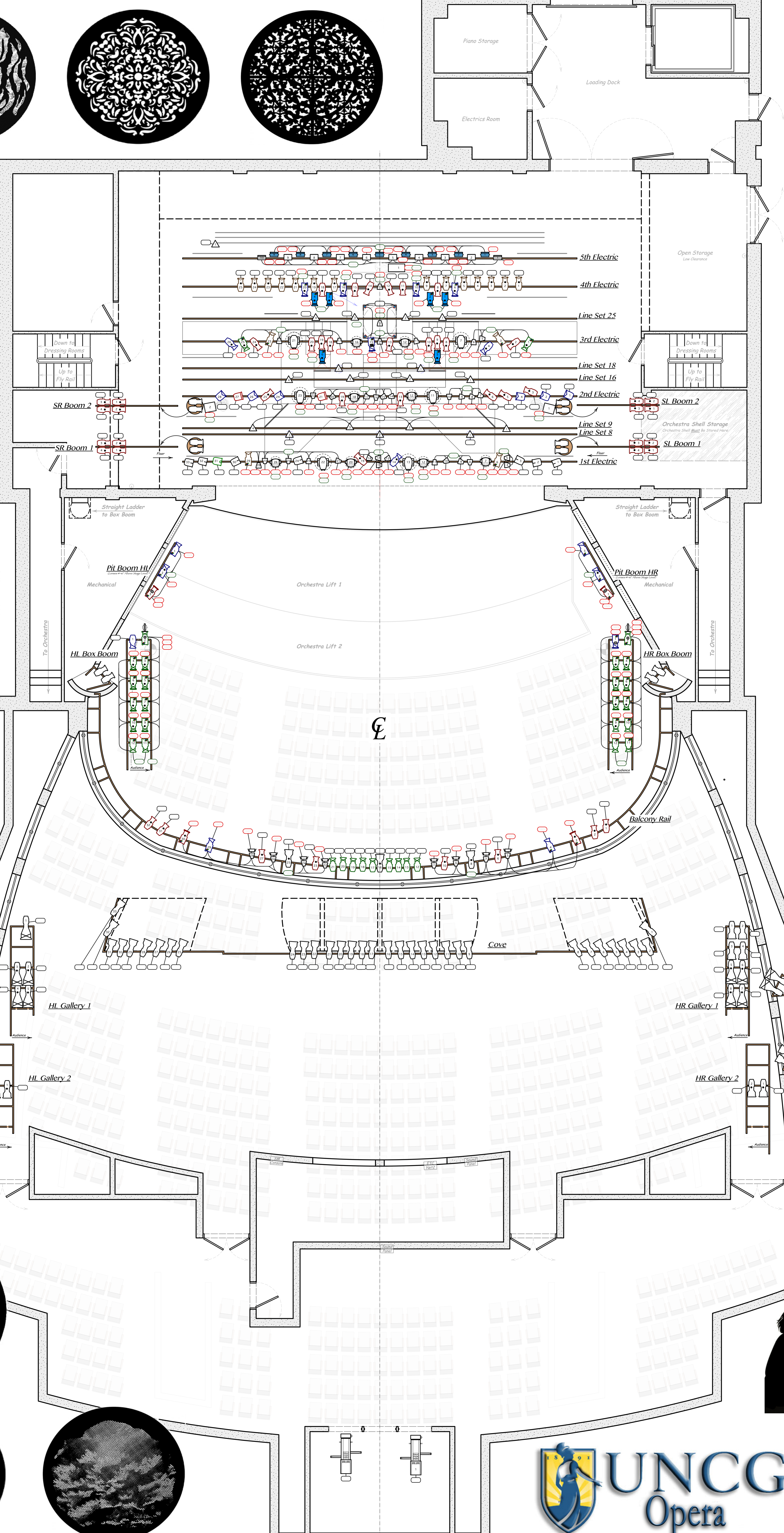


- 30'-0" Cyc-36
- 30'-3" Full Stage Back-35
- 30'-3" Star Drop-34
- 28'-0" Legs #5-32
- 27'-0" 5th Electric-31
- 26'-3 1/2" Orchestra Clouds-C4
- 24'-0" 4th Electric-29
- 23'-7 1/2" Legs #4-28
- 22'-11 1/2" Boarder #3-27
- 20'-11 1/2" Fabric Panels #2-26
- 20'-3 1/2" String Lights #4-25
- 19'-7 1/2" Thin Fabric Strands #2-24
- 18'-3" Orchestra Clouds 3-C3
- 17'-3" 3rd Electric-23
- 16'-11 1/2" String Lights #3-22
- 15'-7 1/2" Legs #3-20
- 14'-10 1/2" Boarder #2-19
- 14'-3" Faux Portals/Doors-17
- 13'-7 1/2" String Lights #2-16
- 12'-10 1/2" Orchestra Clouds 2-C2
- 10'-11 1/2" 2nd Electric-15
- 10'-3" Fabric Panels #1-14
- 9'-7 1/2" Thin Fabric Strands #2-13
- 8'-5 1/2" Legs #2-11
- 7'-7 1/2" DS Traveller Boarder #1-10
- 6'-11 1/2" String Lights #1-9
- 6'-2 1/2" Lamps #1-8
- 4'-8 1/2" Orchestra Clouds 1-C1
- 4'-3 1/2" Snake/Serpent-7
- 3'-7 1/2" 1st Electric-5
- 2'-3 1/2" Grand Drape-3
- 1'-11" Plaster Line



Notes:

Units number from SL to SR, away from the plater line, and Top to Bottom.

Booms are drawn "from behind" looking to the stage.

All indicated two-fers are optional.

Document all intelligent fixture addresses during hang.

See designer regarding positioning of all practical / special hang units.

All Color-Source Spots, ColorSource PARS, and Moving lights to be patched as attributes Spots/Channel.

Update Lightwright with all address assignments, Softpatch to be installed electronically.

Where possible install all color and templates prior to focus.

Any templates that are installed in Color-Source Spots should be printed onto transparency film, not purchased as steel gobos.

All ellipsoids to be pre-focused sharp.

Known Barndoors are indicated on the plot. Also have Top-Hats, Barndoors, and Irises available at focus.

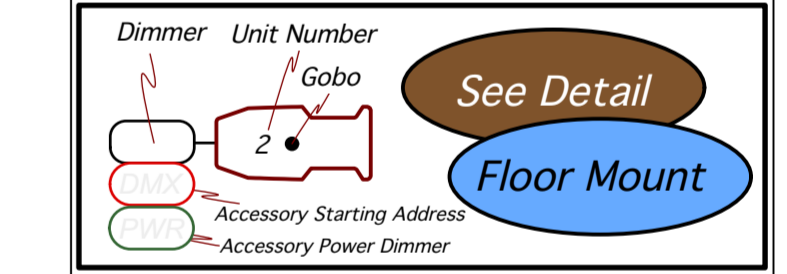
Do not run cable on floor across/under platform entrances.

Extra circuits will need to be run from the HR & HL Box Boom in order to allow for adequate circuitry on the Balcony Rail.




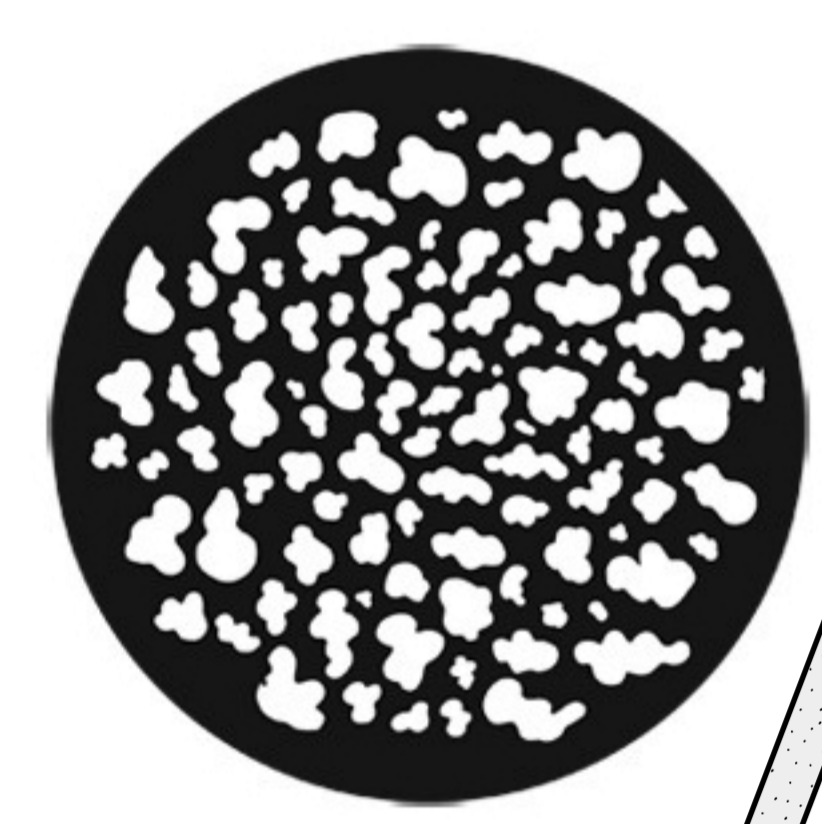
All units should be troubleshot prior to focus.

Certain instruments may need to be hung on top of electrics. See designer if clarification is needed.

The plot is currently over inventory of 19" barrels. Consult with "Clybourne Park" LD to see if they can be taken from Taylor's stock. If not, consult with designer regarding substituting in 26" barrels.



- ### Key
- Source 4 5' @ 750 Watts
 - Source 4 11' @ 575 Watts
 - Source 4 19' @ 575 Watts
 - GAM Fix/Fix
 - Twin Spin
 - DMX Iris
 - ColorSource Spot 19"
 - ColorSource Spot 26"
 - ColorSource Spot 70" - Floor
 - ColorSource Spot 19" EDLT
 - ColorSource Spot 26" EDLT
 - ColorSource Spot 36" EDLT
 - G300 Fogger
 - Radiance Hazer
 - 11-Cue
 - PAR 16 WFL-Floor
 - Bambour Shutter
 - Super Trooper Spot
 - Vivid 11
 - Alman Spectra Cyc 100
 - Alman Spectra Cyc 100-Floor
 - Robe DLX4 Spot
 - Robe Spider



Show: The Magic Flute	
Theater: UNCG Auditorium	
Director: David Holley	
Scale: 1/4" = 1'-0"	Date: February 28, 2018
Designer: Dylan Bellinger	View: Light Plot
Master Electrician: Jeremy Diamond	Draft: DGB (Vectorworks 2017)